

# NOTICE OF MEETING

---

Dear Committee Members

You are requested to attend the following meeting of Council.

ENGINEERING AND INFRASTRUCTURE STANDING COMMITTEE  
MEETING OF  
**ISAAC REGIONAL COUNCIL**

TO BE HELD ON  
**WEDNESDAY, 21 FEBRUARY 2024**  
COMMENCING AT 1.00PM  
**COUNCIL CHAMBERS - MORANBAH**

---

**KEN GOULDTHORP**  
Chief Executive Officer

**ROBERT PERNA**  
Committee Officer  
Director Engineering and Infrastructure

**Committee Members:**  
Cr Jane Pickels (Chair)  
Mayor Anne Baker  
Cr Greg Austen  
Cr Sandy Moffat  
Cr Gina Lacey  
Cr Simon West

## LOCAL GOVERNMENT ACT 2009

### Local Government Regulation 2012

#### Chapter 8, Part 2 Local Government Meetings and Committees

#### Division 1A, Requirements for Local Government Meetings Generally

##### Section 254J Closed meetings

- (1) A local government may resolve that all or part of a meeting of the local government be closed to the public.
- (2) A committee of a local government may resolve that all or part of a meeting of the committee be closed to the public.
- (3) However, a local government or a committee of a local government may make a resolution about a local government meeting under subsection (1) or (2) only if its councillors or members consider it necessary to close the meeting to discuss one or more of the following matters—
  - (a) the appointment, discipline or dismissal of the chief executive officer;
  - (b) industrial matters affecting employees;
  - (c) the local government's budget;
  - (d) rating concessions;
  - (e) legal advice obtained by the local government or legal proceedings involving the local government including, for example, legal proceedings that may be taken by or against the local government;
  - (f) matters that may directly affect the health and safety of an individual or a group of individuals;
  - (g) negotiations relating to a commercial matter involving the local government for which a public discussion would be likely to prejudice the interests of the local government;
  - (h) negotiations relating to the taking of land by the local government under the [Acquisition of Land Act 1967](#);
  - (i) a matter the local government is required to keep confidential under a law of, or formal arrangement with, the Commonwealth or a State.
- (4) However, a local government or a committee of a local government must not resolve that a part of a local government meeting at which a decision mentioned in [section 150ER\(2\)](#), [150ES\(3\)](#) or [150EU\(2\)](#) of the [Act](#) will be considered, discussed, voted on or made be closed.
- (5) A resolution that a local government meeting be closed must—
  - (a) state the matter mentioned in subsection (3) that is to be discussed; and
  - (b) include an overview of what is to be discussed while the meeting is closed.
- (6) A local government or a committee of a local government must not make a resolution (other than a procedural resolution) in a local government meeting, or a part of a local government meeting, that is closed.

##### Section 254K Participating in meetings by audio link or audio visual link

- (1) A local government may allow a person to take part in a meeting of the local government by audio link or audio visual link.
- (2) A committee of a local government may allow a person to take part in a meeting of the committee by audio link or audio visual link.
- (3) A councillor or committee member who takes part in a local government meeting under subsection (1) or (2) is taken to be present at the meeting if the councillor or member was simultaneously in audio contact with each other person at the meeting.
- (4) In this section—  
**audio link** see the [Evidence Act 1977, section 39C](#).  
**audio visual link** see the [Evidence Act 1977, schedule 3](#).

##### Conflict of Interest Obligations

Reference is made to Section 150EL of the Local Government Act 2009. Specifically, the obligation of Councillors when they first become aware they have a conflict of interest to make the Chief Executive Officer aware in writing or if in a meeting, ensure they declare immediately.

---

**ENGINEERING AND INFRASTRUCTURE**

**STANDING COMMITTEE MEETING**

**OF ISAAC REGIONAL COUNCIL**

**TO BE HELD ON**

**WEDNESDAY 21 FEBRUARY 2024**

**COUNCIL CHAMBERS, MORANBAH**

1. OPENING OF THE MEETING
  - 1.1 ACCEPTANCE OF PARTICIPATION BY VIDEO CONFERENCE
2. APOLOGIES
3. DECLARATION OF CONFLICTS OF INTEREST
4. CONFIRMATION OF MINUTES
5. OFFICER REPORTS
6. INFORMATION BULLETIN REPORT
7. GENERAL BUSINESS
8. CONCLUSION

# TABLE OF CONTENTS

---

## 1. OPENING OF MEETING

## 2. APOLOGIES

## 3. DECLARATION OF CONFLICTS OF INTEREST

## 4. CONFIRMATION OF MINUTES

Engineering and Infrastructure Standing Committee Meeting of Isaac Regional Council held in Council Chambers, Moranbah, commencing at 9.00am on Wednesday 8 November 2023.

## 5. OFFICER REPORTS

### 5.1 ENGINEERING AND INFRASTRUCTURE 2023/2024 CAPITAL PROJECTS PROGRESS REPORT

#### EXECUTIVE SUMMARY

This report is to provide an update to the Engineering and Infrastructure Standing Committee and Council of the progress in delivery of the Engineering and Infrastructure 2023/2024 Capital Works Program.

# TABLE OF CONTENTS

## **CONFIDENTIAL REPORT**

Closed under LGR s254J (3) (e) legal advice obtained by the local government or legal proceedings involving the local government including, for example, legal proceedings that may be taken by or against the local government;

### **5.2 ISAAC REGIONAL COUNCIL, ADANI MINING PTY LTD AND ANOR - SUPREME COURT PROCEEDINGS 15992/23 – STATUS UPDATE**

#### **EXECUTIVE SUMMARY**

This report provides an update on the status of the legal dispute and Court action associated with Adani Mining Pty Ltd.

## **6. INFORMATION BULLETINS**

### **6.1 ENGINEERING AND INFRASTRUCTURE INFORMATION BULLETIN – FEBRUARY 2024**

#### **EXECUTIVE SUMMARY**

The Engineering and Infrastructure Directorate Information Bulletin for February 2024 is provided for Committee review.

## **7. GENERAL BUSINESS**

## **8. CONCLUSION**



# UNCONFIRMED MINUTES

---

ENGINEERING AND INFRASTRUCTURE STANDING COMMITTEE MEETING  
OF  
**ISAAC REGIONAL COUNCIL**

HELD ON  
**WEDNESDAY, 8 NOVEMBER 2023**  
**COMMENCING AT 9.00AM**

**ISAAC REGIONAL COUNCIL**  
**UNCONFIRMED MINUTES OF THE**  
**ENGINEERING AND INFRASTRUCTURE**  
**STANDING COMMITTEE MEETING**  
**HELD IN COUNCIL CHAMBERS, MORANBAH**  
**ON WEDNESDAY 8 NOVEMBER 2023**

<b>Table of Contents</b>	<b>Page</b>
1. Opening	3
2. Apologies	3
3. Declaration of Conflicts of Interest	5
4. Confirmation of Minutes	5
5. Officer Reports	6
6. Information Bulletin Reports	12
7. General Business	13
8. Conclusion	14

**ISAAC REGIONAL COUNCIL**  
**UNCONFIRMED MINUTES OF THE**  
**ENGINEERING AND INFRASTRUCTURE**  
**STANDING COMMITTEE MEETING**  
**HELD IN COUNCIL CHAMBERS, MORANBAH**  
**ON WEDNESDAY 8 NOVEMBER 2023 COMMENCING AT 9.00AM**

**ATTENDANCE**

Cr Jane Pickels, Division Seven (Chair)  
Cr Greg Austen, Division One (*By Video Conference*)  
Cr Sandy Moffat, Division Two  
Cr Simon West, Division Four  
Cr Gina Lacey, Division Three (*By Video Conference*)  
Cr Viv Coleman, Division Eight (*By Video Conference*)

**OFFICERS PRESENT**

Mr Robert Perna, Director Engineering and Infrastructure  
Mr Sean Robinson, Manager Galilee and Bowen Basin Operations  
Mr Jason Frost, Manager Infrastructure, Parks and Recreation  
Mr Paul Simonds, Head People and Capability  
Mr Sanad Abdu, Graduate Engineer  
Mrs Kylie Dowd, Executive Assistant

**1. OPENING**

The Chair declared the meeting open at 9.03am and acknowledged the traditional custodians of the land on which we meet today and paid her respects to their Elders past, present and emerging.

**2. APOLOGIES**

A leave of absence be granted for Mayor Anne Baker for this meeting as she is attending the Moranbah Hospital Sod Turn Event, with Treasurer and Minister for Trade and Investment, on behalf of Council.



**Resolution No.:** E&I0728

**Moved:** Cr West

**Seconded:** Cr Moffat

**That the Engineering and Infrastructure Standing Committee grants a leave of absence for Mayor Anne Baker as she is attending the Moranbah Hospital Sod Turn Event on behalf of Council.**

**Carried**

### 3. DECLARATION OF CONFLICTS OF INTEREST

No conflicts of interests declared this meeting.

**NOTE:**

*Council acknowledges that Chapter 5B Councillors' Conflicts of Interest of the Local Government Act 2009 does not apply to a Councillor if the matter to be resolved relates to a corporation or association that arises solely because of a nomination or appointment of the councillor by the local government to be a member of the board of the corporation or association.*

### 4. CONFIRMATION OF MINUTES

Engineering and Infrastructure Standing Committee Meeting of Isaac Regional Council held in Council Chambers, Moranbah, commencing at 9.00am on Wednesday 11 October 2023.

**Resolution No.:** E&I0729

**Moved:** Cr West

**Seconded:** Cr Moffat

**That the minutes from the Engineering and Infrastructure Standing Committee meeting held in Council Chambers, Moranbah on Wednesday 11 October 2023 are confirmed.**

**Carried**

## 5. OFFICERS REPORTS

### 5.1 Engineering And Infrastructure 2023/2024 Capital Projects Progress Report

#### EXECUTIVE SUMMARY

This report is to provide an update to the Engineering and Infrastructure Standing Committee and Council of the progress in delivery of the Engineering and Infrastructure 2023/2024 Capital Works Program.

#### OFFICER'S RECOMMENDATION

*That the Committee recommends that Council:*

- 1. Receives and notes the monthly Engineering and Infrastructure 2023/2024 Capital Projects Progress Summary Report.**

Resolution No.: E&I0730

Moved: Cr West

Seconded: Cr Austen

That the Committee recommends that Council:

- 1. Receives and notes the monthly Engineering and Infrastructure 2023/2024 Capital Projects Progress Summary Report.**

**Note: Further discussions regarding Golden Mile Upgrade Project to occur between Divisional Councillors 7 and 2, Brand Media and Communications and Manager Galilee & Bowen Basin Operations to compile a stakeholder list with timeframes and frequency for public notices.**

**Carried**

## 6. INFORMATION BULLETIN REPORTS

### 6.1 Engineering and Infrastructure Information Bulletin – November 2023

#### EXECUTIVE SUMMARY

The Engineering and Infrastructure Directorate Information Bulletin for November 2023 is provided for Committee Review.

#### OFFICER'S RECOMMENDATION

*That the Committee:*

- Notes the Engineering and Infrastructure Directorate Information Bulletin for November 2023.*

Resolution No.: E&I0731

Moved: Cr West

Seconded: Cr Lacey

*That the Committee:*

- Notes the Engineering and Infrastructure Directorate Information Bulletin for November 2023.*

**Carried**

## 7. GENERAL BUSINESS

No General Business this meeting.

## 8. CONCLUSION

There being no further business, the Chair declared the meeting closed at 9.33am.

These minutes were confirmed by the Committee at the Engineering and Infrastructure Standing Committee Meeting to be held in February 2024 in Moranbah.

.....  
CHAIR

..... / ..... / .....  
DATE

---

<b>MEETING DETAILS</b>	<b>Engineering and Infrastructure Standing Committee</b> Wednesday 21 February 2024
<b>AUTHOR</b>	Robert Perna
<b>AUTHOR POSITION</b>	Director Engineering and Infrastructure

---

**5.1 ENGINEERING AND INFRASTRUCTURE 2023/2024 CAPITAL PROJECTS PROGRESS REPORT**

## EXECUTIVE SUMMARY

This report is to provide an update to the Engineering and Infrastructure Standing Committee and Council of the progress in delivery of the Engineering and Infrastructure 2023/2024 Capital Works Program.

## OFFICER'S RECOMMENDATION

*That the Committee recommends that Council:*

- 1. Receives and notes the monthly Engineering and Infrastructure 2023/2024 Capital Projects Progress Summary Report.***

## BACKGROUND

Progressive updates of the financial and physical position of projects in the 2023/2024 Engineering and Infrastructure Capital Works program are required to ensure that Council is aware of the progress of and risk to the delivery of the program.

## IMPLICATIONS

The attached Engineering and Infrastructure 2023/2024 Capital Projects Progress Summary spreadsheet identifies the financial and physical position of all projects. A red flag indicates either a time or budget issues, yellow indicates the project is of concern and green indicates no issues. Commentary is provided to briefly explain the position of projects. Where the risk is considered low or of insignificant impact to council or community no additional commentary is provided.

### Compliance

To ensure that the Engineering and Infrastructure 2023/2024 Capital Works Program is achieved within the identified timeframes of the 2023/2024 financial year.

### Benefits

Council can see a monthly progress report detailing progress of projects in the Engineering and Infrastructure 2023/2024 Capital Program. This report communicates risks/failures/delays that have been identified within the Engineering and Infrastructure 2023/2024 Capital Works program.

---

## Project Highlights

The commencement and significant completion of the Asphalt works along Clements Street was a major achievement for the month. There were some minor traffic issues, but these were sorted quickly and the majority of the project ran smoothly. Linemarking is still to be completed. Overall the project will provide a good quality finish to one of our higher trafficked road.

Works are also continuing on the improvements to parking at the Nebo School and enhancement to the footpaths in the adjacent parkland. This project is slightly behind schedule however there has been good communication with the school and the contractor has worked around school drop off and pick up times.

All grading crews are out undertaking maintenance grading. This work has been hampered by the wet weather as some roads are simply too wet to grade. The team are constantly inspecting and making safe on roads that are too wet to grade and will address them as soon as it is practical to undertake work.

Our Parks teams have yet again excelled in preparing multiple venues for Australia Day celebration. A job well done.

## CONSULTATION

- Director Engineering and Infrastructure
- Manager Infrastructure Planning and Technical Services
- Manager Fleet
- Acting Manager Corporate Properties
- Manager Galilee and Bowen Basin Operations
- Manager Infrastructure, Parks and Recreation
- Department Coordinators

## BASIS FOR RECOMMENDATION

To improve business within Engineering and Infrastructure Directorate by providing more appropriate and relevant reporting, transparency and a clear monitoring tool for Council. This report will help identify and communicate any project delays or possible project failures.

## ACTION ACCOUNTABILITY

That the Managers and the Director of Engineering and Infrastructure oversee the scoping, procurement and the completion of the projects identified within the 2023/2024 Capital Projects Progress Summary spreadsheet. Furthermore, that the appropriate Managers and the Director Engineering and Infrastructure are held accountable for the delivery of the project stages are completed within the identified timeframes.

## KEY MESSAGES

That Council has open communication, oversight and transparency of the Engineering and Infrastructure 2023/2024 Capital Works Program, to ensure Isaac will have effective and sustainable infrastructure that supports the needs of the region's communities and economic sectors.



---

**Report prepared by:**

ROBERT PERNA  
**Director Engineering and Infrastructure**

Date: 8 February 2024

**Report authorised by:**

KEN GOULDTHORP  
**Chief Executive Officer**

Date: 9 February 2024

## ATTACHMENTS

- CONFIDENTIAL Attachment 1 – E&I Capital Project Progress Summary Spreadsheet February 2024

## REFERENCE DOCUMENT

- Nil

PAGES 15 - 21 HAVE INTENTIONALLY BEEN REMOVED DUE TO CONFIDENTIAL REASONS

---

<b>MEETING DETAILS</b>	<b>Engineering and Infrastructure Standing Committee</b> Wednesday 21 February 2024
<b>AUTHOR</b>	Robert Perna
<b>AUTHOR POSITION</b>	Director Engineering and Infrastructure

---

## 6.1 ENGINEERING AND INFRASTRUCTURE INFORMATION BULLETIN – FEBRUARY 2024

### EXECUTIVE SUMMARY

The Engineering and Infrastructure Directorate Information Bulletin for February 2024 is provided for Committee Review.

### OFFICER'S RECOMMENDATION

*That the Committee:*

- 1. Notes the Engineering and Infrastructure Directorate Information Bulletin for February 2024.***

### BACKGROUND

The Information Bulletin for February 2024 provides an operational update on the Engineering and Infrastructure Directorate for Council review.

### IMPLICATIONS

Any specific implications or risks will be outlined in the Information Bulletin.

### CONSULTATION

- Engineering and Infrastructure Directorate Staff

### BASIS FOR RECOMMENDATION

This is an information only report.

### ACTION ACCOUNTABILITY

Information only report.

### KEY MESSAGES

Operational update to Elected Members.

---

<b>Report prepared by:</b> ROBERT PERNA <b>Director of Engineering and Infrastructure</b> Date: 8 February 2024	<b>Report authorised by:</b> KEN GOULDTHORP <b>Chief Executive Officer</b> Date: 9 February 2024
--	---

## ATTACHMENTS

- Attachment 1 – Engineering and Infrastructure Information Bulletin February 2024

## REFERENCE DOCUMENT

- Nil

DATE: February 2024

## ENGINEERING AND INFRASTRUCTURE

### DIRECTORATE HIGHLIGHTS

- The commencement and significant completion of the Asphalt works along Clements Street was a major achievement for the month. There were some minor traffic issues, but these were sorted quickly, and the majority of the project ran smoothly. Linemarking is still to be completed. Overall the project will provide a good quality finish to one of our higher trafficked road.
- Works are also continuing on the improvements to parking at the Nebo School and enhancement to the footpaths in the adjacent parkland. This project is slightly behind schedule however there has been good communication with the school and the contractor has worked around school drop off and pick up times.
- All grading crews are out undertaking maintenance grading. This work has been hampered by the wet weather as some roads are simply too wet to grade. The team are constantly inspecting and undertaking “making safe” works on roads that are too wet to grade.
- Our Parks teams have yet again excelled in preparing multiple venues for Australia Day celebration. A job well done.

ISAAC REGIONAL COUNCIL Statement of Comprehensive Income For the Period Ended January 2024							
Engineering & Infrastructure Services							
	YTD Actual	Commitments	YTD Actual + Commitments	YTD Revised Budget	Variance	Full Year Revised Budget	Completion
	\$	\$	\$	\$	\$	\$	%
<b>Income</b>							
Operating Revenue							
Fees & Charges	201,350	-	201,350	170,124	31,226	293,070	68.7%
Rental Income	956,222	-	956,222	821,068	135,154	1,407,545	67.9%
Interest Received	3,060	-	3,060	-	3,060	-	0.0%
Sales of Contract & Recoverable Works	1,418,337	-	1,418,337	1,944,729	(526,392)	6,595,170	21.5%
Operating Grants, Subsidies & Contributions	501,818	-	501,818	368,205	133,613	5,250,377	9.6%
Other Recurrent Revenue	33,864	-	33,864	-	33,864	-	0.0%
	<b>3,114,652</b>	<b>-</b>	<b>3,114,652</b>	<b>3,304,126</b>	<b>(189,474)</b>	<b>13,546,162</b>	<b>23.0%</b>
<b>Expenses</b>							
Operating Expenses							
Employee Expenses	8,975,401	-	8,975,401	9,153,802	(178,401)	15,351,108	58.5%
Materials & Services	9,215,061	9,919,254	19,134,315	7,580,169	11,554,145	13,510,518	141.6%
Depreciation and Amortisation	10,051,461	-	10,051,461	10,119,531	(68,070)	17,347,768	57.9%
Corporate Overheads & Competitive Neutrality Costs	5,837,042	-	5,837,042	5,837,042	-	10,006,358	58.3%
	<b>34,078,965</b>	<b>9,919,254</b>	<b>43,998,219</b>	<b>32,690,545</b>	<b>11,307,674</b>	<b>56,215,752</b>	<b>78.3%</b>
Operating Position Before Capital Items	<b>(30,964,312)</b>	<b>(9,919,254)</b>	<b>(40,883,566)</b>	<b>(29,386,418)</b>	<b>(11,497,148)</b>	<b>(42,669,591)</b>	<b>95.8%</b>
<b>Capital Revenue</b>							
Capital Revenue	1,881,191	-	1,881,191	1,416,856	464,335	10,189,764	18.5%
Proceeds from Sale of Land & PPE	780,546	-	780,546	450,000	330,546	995,410	78.4%
	<b>2,661,737</b>	<b>-</b>	<b>2,661,737</b>	<b>1,866,856</b>	<b>794,881</b>	<b>11,185,174</b>	<b>23.8%</b>
Net Result Attributable to Council in Period	<b>(28,302,575)</b>	<b>(9,919,254)</b>	<b>(38,221,829)</b>	<b>(27,519,562)</b>	<b>(10,702,267)</b>	<b>(31,484,417)</b>	<b>121.4%</b>
Total Comprehensive Income	<b>(28,302,575)</b>	<b>(9,919,254)</b>	<b>(38,221,829)</b>	<b>(27,519,562)</b>	<b>(10,702,267)</b>	<b>(31,484,417)</b>	<b>121.4%</b>



## INFRASTRUCTURE

### PREVIOUS MONTH'S ACHIEVEMENTS:

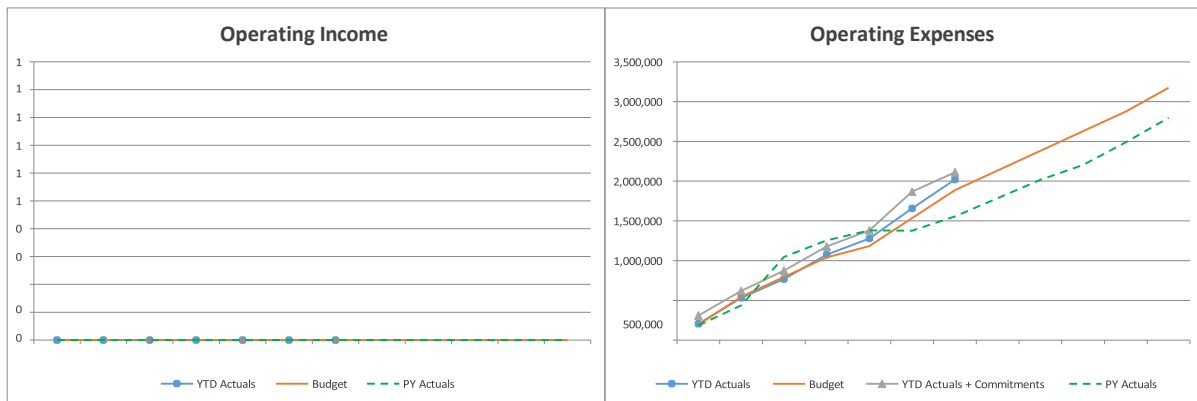
2022/23 CAPITAL WORKS PROGRAM STATUS		
Capital Works	Project Name/Description	Status Update
<b>CW233088</b>	Eaglefield Road – Pave and Seal	<ul style="list-style-type: none"> <li>Waiting on Funding Agreement.</li> </ul>
<b>CW233089</b>	Pioneer Road – Pave and Seal	<ul style="list-style-type: none"> <li>Final stages with installation of signs at end of February</li> </ul>
2023/24 CAPITAL WORKS PROGRAM STATUS		
Capital Works	Project Name/Description	Status Update
CW243196	REG – Footpath Treatments	<ul style="list-style-type: none"> <li>RFQ Completed and going through approval process to be released to Market.</li> <li>Works planned to be delivered during Easter School Holidays.</li> </ul>
CW243237	CLM – State School Stop Drop & Go	<ul style="list-style-type: none"> <li>RFQ Completed and going through approval process to be released to Market. Works planned to be delivered during Easter School Holidays.</li> </ul>
CW243198	REG – Rural Network Resheeting	<ul style="list-style-type: none"> <li>Procurement commenced.</li> <li>IRCT-ALL4-1023-347 (Gravel Supply) – Final award stage, waiting on signed LoA's</li> <li>IRCT-MMT4-1123-348 (Full-Service Crew) – Currently being evaluated.</li> <li>Works planned to commence early March 2024.</li> </ul>

Minor Works:	
Pothole Patching Works:	<ul style="list-style-type: none"> <li>Regional Townships</li> <li>Saraji Road</li> <li>Peak Downs Mine Access Road</li> <li>Marlborough Sarina Road</li> </ul>
Slashing Works:	<ul style="list-style-type: none"> <li>Braeside Road</li> <li>Strathfield Road</li> <li>Sutter Development Road</li> <li>Alpha Bypass Road</li> <li>Laglan Road</li> <li>Saraji Road</li> <li>Peak Downs Mine Access Road</li> </ul>

	<ul style="list-style-type: none"> <li>• Moranbah Access Road</li> <li>• Dysart Clermont Road</li> </ul>
<b>Maintenance Grading:</b>	
Programmed Works:	<ul style="list-style-type: none"> <li>• Bowen Street (Shoulder Grading)</li> <li>• Conner River Road</li> <li>• Laglan Road</li> <li>• Peakvale Road</li> <li>• Round Road</li> <li>• Barmount South Road (Resheet)</li> <li>• May Downs Carfax Road</li> <li>• Valkyrie Road</li> <li>• Isaac River Road</li> </ul>
<b>RMPC:</b>	
Pothole Patching Works:	<ul style="list-style-type: none"> <li>• Gregory Highway (27B)</li> <li>• Gregory Highway (27C)</li> <li>• Peak Downs Highway (98A)</li> <li>• Fitzroy Development Road</li> <li>• Dysart Middlemount Road</li> <li>• Suttor Development Road</li> <li>• Peak Downs Highway 33A</li> <li>• Peak Downs Highway 33B</li> <li>• Bruce Highway (Vegetation Spraying)</li> <li>• Peak Downs Highway</li> <li>• Peak Downs Highway (Land Slide)</li> <li>• Sarina Range (Land Slide)</li> <li>• May Downs Road (Heavy Grading)</li> <li>• St Lawrence Croydon (Heavy Grading)</li> </ul>

## FINANCIAL:

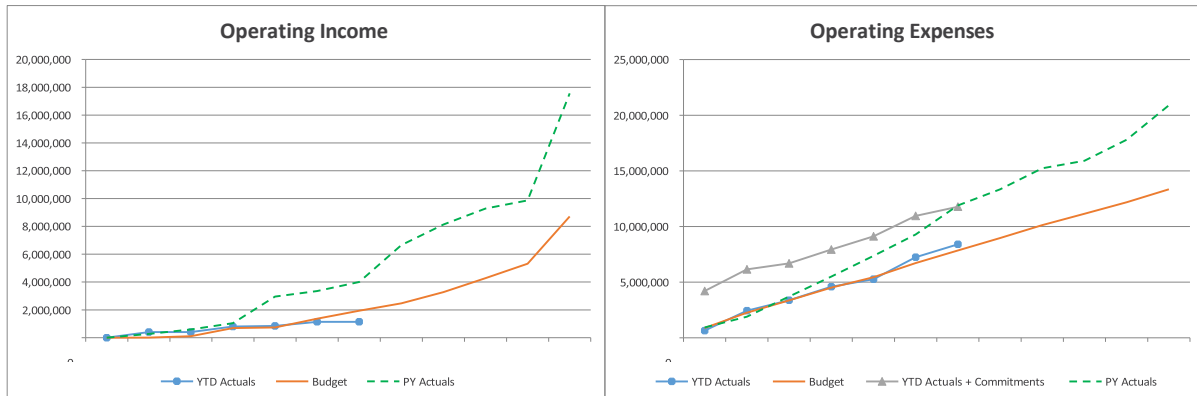
### Operational Result from Period 1-7, 2024 INFRASTRUCTURE EAST



- < Budget
- < 5% over Budget
- > 5% over Budget

Detail at M4 Level (Full Number)							
Cost Centre	Description	YTD Actuals	Commitments	YTD Actuals + Commitments	YTD Budget	Annual Revised Budget	Remaining Revised Budget
Operational Income		0	0	0	0	0	0
Operational Expenses							
1053	Manager Roads & Urban Services	194,889	0	194,889	136,643	229,901	35,012
2128	Roads & Town Assets - Glenden	38,909	0	38,909	56,120	94,277	55,369
2132	Roads & Town Assets - Nebo	130,496	0	130,496	123,288	207,754	77,258
2133	Roads & Town Assets - Rural (North)	922,095	48,277	970,372	930,135	1,564,215	593,843
2140	Works Administration - Nebo	1,422	0	1,422	0	0	(1,422)
3165	Boat Ramps - East	5,153	(149)	5,005	773	1,297	(3,708)
3186	Urban Misc Works - Dysart	65	0	65	0	0	(65)
3199	Roads & Town Assets - East	74,882	2,200	77,082	73,427	123,544	46,462
3219	Urban Misc Works - Rural East	100	0	100	0	0	(100)
3233	Urban Misc Works - Middlemount	1,324	0	1,324	0	0	(1,324)
3267	Roads & Town Assets - Rural East	644,723	40,172	684,895	566,320	953,835	268,940
4190	Urban Misc Works - Moranbah	6,175	0	6,175	0	0	(6,175)
		<b>2,020,233</b>	<b>90,501</b>	<b>2,110,733</b>	<b>1,886,707</b>	<b>3,174,823</b>	<b>1,064,089</b>
Surplus/(Deficit)		<b>(2,020,233)</b>	<b>(90,501)</b>	<b>(2,110,733)</b>	<b>(1,886,707)</b>	<b>(3,174,823)</b>	<b>(1,064,089)</b>
Full Cost Recovery							
1053	Manager Roads & Urban Services	960,982	0	960,982	960,982	1,647,398	686,416
		<b>960,982</b>	<b>0</b>	<b>960,982</b>	<b>960,982</b>	<b>1,647,398</b>	<b>686,416</b>
Operating Surplus/(Deficit) less Full Cost Recovery		<b>(2,981,215)</b>	<b>(90,501)</b>	<b>(3,071,715)</b>	<b>(2,847,689)</b>	<b>(4,822,221)</b>	<b>(1,750,505)</b>

## Operational Result from Period 1-7, 2024 INFRASTRUCTURE WEST



- < Budget
- < 5% over Budget
- > 5% over Budget

Detail at M4 Level (Full Number)							
Cost Centre	Description	YTD Actuals	Commitments	YTD Actuals + Commitments	YTD Budget	Annual Revised Budget	Remaining Revised Budget
<b>Operational Income</b>							
1071	Regional Manager's Office - IPR	2,336	0	2,336	2,336	2,336	0 <span style="color: orange;">●</span>
1382	Roads Assets – Central	0	0	0	5,000	10,000	10,000 <span style="color: red;">●</span>
1393	TMR Project	427,677	0	427,677	428,000	428,000	323 <span style="color: red;">●</span>
3182	Red Hill Road - Maintenance	0	0	0	25,000	50,000	50,000 <span style="color: red;">●</span>
3211	RMPCE Expenditure - Isaac	629,233	0	629,233	1,388,563	4,803,170	4,173,937 <span style="color: red;">●</span>
3505	Work camp inmate program - Clermont	5,807	0	5,807	8,167	14,000	8,193 <span style="color: red;">●</span>
9022	Private Works Revenue - Isaac	1,198	0	1,198	0	0	(1,198) <span style="color: green;">●</span>
9242	Grant/Subsidy - Road Entitlement FAG	72,866	0	72,866	77,536	3,407,230	3,334,365 <span style="color: red;">●</span>
		<b>1,139,117</b>	<b>0</b>	<b>1,139,117</b>	<b>1,934,601</b>	<b>8,714,736</b>	<b>7,575,619</b>
<b>Operational Expenses</b>							
1071	Regional Manager's Office - IPR	508,540	1,949	510,489	465,895	784,448	273,959 <span style="color: red;">●</span>
1178	Private Works Expenditure - Isaac	1,757	0	1,757	4,342	7,283	5,526 <span style="color: green;">●</span>
1250	Roads & Town Assets - Clermont	192,815	273	193,088	261,996	442,262	249,175 <span style="color: red;">●</span>
1352	Roads West Capitalised Internal Costs	212,812	0	212,812	76,441	128,224	(84,586) <span style="color: red;">●</span>
1382	Roads Assets – Central	1,253,318	207,953	1,461,271	1,133,285	1,915,919	454,648 <span style="color: red;">●</span>
1393	TMR Project	533,616	6,208	539,824	552,604	565,095	25,271 <span style="color: green;">●</span>
3190	Roads & Town Assets - Dysart	355,071	22,287	377,358	190,387	320,752	(56,607) <span style="color: red;">●</span>
3211	RMPCE Expenditure - Isaac	2,670,341	2,853,011	5,523,351	2,277,368	4,237,843	(1,285,508) <span style="color: red;">●</span>
3225	Roads & Town Assets - Middlemount	138,669	3,029	141,698	132,350	222,554	80,857 <span style="color: orange;">●</span>
3505	Work camp inmate program - Clermont	80,657	890	81,547	76,769	128,945	47,399 <span style="color: red;">●</span>
4180	Roads & Town Assets - Moranbah	880,874	21,948	902,821	906,780	1,535,599	632,778 <span style="color: green;">●</span>
4188	Street Sweeping/Cleaning - Moranbah	361	0	361	0	0	(361) <span style="color: red;">●</span>
4193	Roads & Town Assets - Rural (West)	1,312,482	256,891	1,569,373	1,567,929	2,717,924	1,148,551 <span style="color: green;">●</span>
4254	Co-ordinator Infrastructure West	257,361	0	257,361	201,324	337,070	79,709 <span style="color: red;">●</span>
		<b>8,398,673</b>	<b>3,374,438</b>	<b>11,773,111</b>	<b>7,847,469</b>	<b>13,343,918</b>	<b>1,570,808</b>
<b>Surplus/(Deficit)</b>		<b>(7,259,556)</b>	<b>(3,374,438)</b>	<b>(10,633,994)</b>	<b>(5,912,869)</b>	<b>(4,629,183)</b>	<b>6,004,811</b>
<b>Full Cost Recovery</b>							
2845	Corp O'Heads & NCP Costs - Private Works	2,135,657	0	2,135,657	2,135,657	3,661,127	1,525,470 <span style="color: green;">●</span>
		<b>2,135,657</b>	<b>0</b>	<b>2,135,657</b>	<b>2,135,657</b>	<b>3,661,127</b>	<b>1,525,470</b>
<b>Operating Surplus/(Deficit) less Full Cost Recovery</b>		<b>(9,395,213)</b>	<b>(3,374,438)</b>	<b>(12,769,651)</b>	<b>(8,048,526)</b>	<b>(8,290,310)</b>	<b>4,479,341</b>

**NEXT MONTH'S PROGRAM:**

<b>Minor Works:</b>	
Pothole Patching Works:	<ul style="list-style-type: none"> <li>• Bruce Highway</li> </ul>
Slashing Works:	<ul style="list-style-type: none"> <li>• Kenlogan Road</li> <li>• Gregory Development Road</li> <li>• Kilcummin Road</li> <li>• Golden Downs Road</li> <li>• Round Road</li> <li>• Dysart Middlemount Road</li> <li>• Tieri Road</li> <li>• Grasstree Road</li> <li>• Mount Stuart Bedford Weir Road</li> </ul>
<b>Maintenance Grading:</b>	
Programmed Works:	<ul style="list-style-type: none"> <li>• Frankfield Road</li> <li>• Kenlogan Road</li> <li>• Bulls Head Road</li> <li>• Glenavon Road</li> <li>• Eaglefield Road</li> <li>• Barmount South Road (Resheet)</li> <li>• Strathfield Road (Resheet)</li> <li>• Cockenzie Road (Resheet)</li> <li>• Braeside Road (Resheet)</li> <li>• May Downs Carfax Road</li> <li>• Carfax Road</li> <li>• Lotus Creek Road</li> <li>• Golden Downs Road</li> <li>• Dooruna Road</li> <li>• Wondabah Road</li> <li>• Calveston Road</li> <li>• Round Road</li> </ul>
<b>RMPC:</b>	
TMR Works	<ul style="list-style-type: none"> <li>• St Lawrence Croydon Road (Maintenance Grading + DRFA)</li> <li>• Dysart Middlemount Road (Tender of Pavement Rehab)</li> </ul>



---

	<ul style="list-style-type: none"><li>• Marlborough Sarina Road (Slashing)</li><li>• Peak Downs Highway (Slashing)</li><li>• Bruce Highway (Slashing)</li><li>• Fitzroy Developmental Road (Slashing)</li><li>• Dysart Middlemount Road (Slashing)</li><li>• Dysart Middlemount Road (Pothole Patching)</li><li>• Suttor Development Road (Pothole Patching)</li><li>• Dysart Middlemount Road Pothole Patching</li><li>• Marlborough Sarina Road (Pothole Patching)</li><li>• Gregory Development Highway (Pothole Patching)</li></ul>
--	---

## **CLERMONT WORK CAMP**

### **CLERMONT WORK CAMP – CURRENT ROTATION**

#### **Current Rotation Included:**

- Vegetation management of various sites
- Clermont Kindergarten Assistance
- Clermont Showgrounds Work
- Clermont Museum Work
- Clermont Jr Cricket Club (Netting Installation)
- Assisting Clermont Parks & Recreation

### **CLERMONT WORK CAMP – NEXT ROTATION**

- Vegetation management of various sites
- Clermont Kindergarten (ongoing projects)

## PARKS AND RECREATION

### PREVIOUS MONTH'S ACHIEVEMENTS:

2022/23 CAPITAL WORKS PROGRAM STATUS		
Capital Works	Project Name/Description	Status Update
<b>CW233084</b>	CAR - Park Furniture	<ul style="list-style-type: none"> <li>• concreting scheduled for Friday 9 Feb 2024.</li> </ul>
<b>CW233083</b>	REG - Base Building and Electrical (Managed by Corporate Properties)	<ul style="list-style-type: none"> <li>• Corporate Properties working on MMT amenities plumbing upgrade and MBH Apex Park amenities painting.</li> </ul>
<b>CW212904</b>	GLN Lions Park Renewal IRCQ-GLN4-1222-1198	<ul style="list-style-type: none"> <li>• Playground and surfacing installed.</li> <li>• Evaluation of the RFQ for shade sail to be completed by 9/02/2024.</li> </ul>
2023/24 CAPITAL WORKS PROGRAM STATUS		
Capital Works	Project Name/Description	Status Update
<b>CW243191</b>	CORP Playground surfacing upgrades	<ul style="list-style-type: none"> <li>• Recommendation report and LOA for final approval.</li> </ul>
<b>CW243229</b>	Nebo Hoop and Marking	<ul style="list-style-type: none"> <li>• Completed</li> </ul>

Regions:	
Clermont	<ul style="list-style-type: none"> <li>• Australia Day and other event preparations</li> <li>• Maintaining Salvinia at Hoods Lagoon</li> <li>• Township Parks and cemetery - mowing, fertilizing &amp; beautifying</li> </ul>
Dysart	<ul style="list-style-type: none"> <li>• Repaired irrigation on sports fields</li> <li>• Hedging, pruning, chemical spraying</li> <li>• Mowing and general maintenance of all irrigated parks</li> <li>• Australia Day preparations</li> </ul>
Middlemount	<ul style="list-style-type: none"> <li>• Fallen trees removed - storm cleanup</li> <li>• Mowing of township</li> <li>• Australia Day preparations</li> <li>• Repairs to Netball clubhouse door</li> </ul>

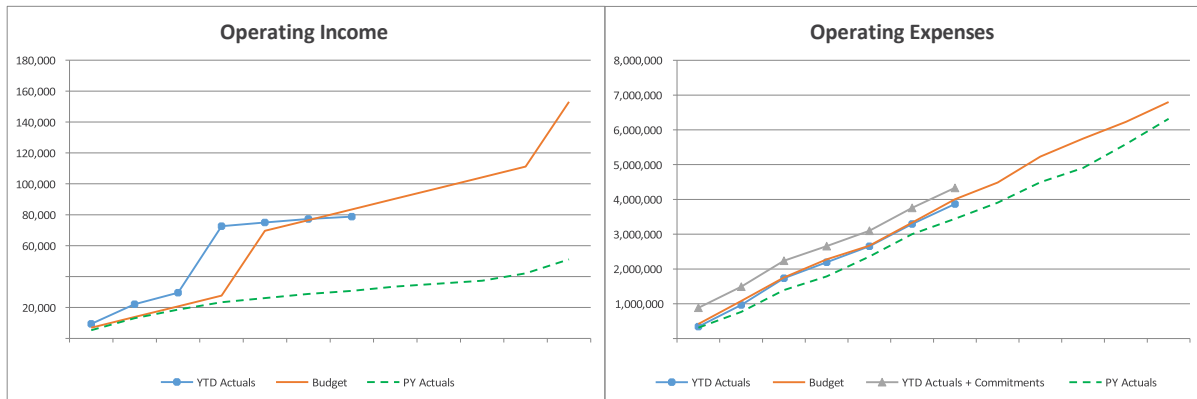
Moranbah	<ul style="list-style-type: none"> <li>• Repairs to damaged door at Bernborough Park amenities.</li> <li>• Changeout of baby swing at Lions Park</li> <li>• Removal of storm damaged tree in Mills Ave.</li> <li>• Vandalism repairs in Town Square</li> <li>• Australia Day preparations for Moranbah Triathlon</li> <li>• Medians 1-5 sprayed in Clements St</li> </ul>
Glenden	<ul style="list-style-type: none"> <li>• General Mowing maintenance In Township</li> <li>• Australia Day preparations at Maddern Oval</li> </ul>
St Lawrence/Coast	<ul style="list-style-type: none"> <li>• Removed damaged shade sail</li> <li>• Tree pruning</li> <li>• General Mowing maintenance in township</li> <li>• Australia Day prep in St Lawrence and Carmila</li> <li>• Pothole patching with Roads team</li> </ul>

**PREVIOUS MONTH'S ISSUES:**

General	
Clermont	<ul style="list-style-type: none"> <li>• Vandalism (Skate Park, Rose Harris Park, Centenary Park &amp; Apex Park)</li> <li>• Irrigation repairs</li> </ul>
Dysart	<ul style="list-style-type: none"> <li>• Vandalism - toilet blocks; driving on sports fields</li> </ul>

## FINANCIAL:

### Operational Result from Period 1-7, 2024 PARKS AND RECREATION



- < Budget
- < 5% over Budget
- > 5% over Budget

Detail at M4 Level (Full Number)							
Cost Centre	Description	YTD Actuals	Commitments	YTD Actuals + Commitments	YTD Budget	Annual Revised Budget	Remaining Revised Budget
<b>Operational Income</b>							
1055	Regional Mgr's Office - Community Facilities	35,357	0	35,357	35,000	70,000	34,643
3181	Recreation Facilities - Dysart	730	0	730	0	0	(730)
9094	Coastal Camping Fees - East	31,675	0	31,675	40,833	70,000	38,325
9267	Sportsgrounds Fees - Nebo	36	0	36	99	170	134
9431	Sportsgrounds Fees - Clermont	3,723	0	3,723	2,042	3,500	(223)
9464	Sportsgrounds Fees - Moranbah	4,285	0	4,285	2,333	4,000	(285)
9691	Sportsgrounds Fees - Recreation Reserve St Lawrence	2,976	0	2,976	3,150	5,400	2,424
		<b>78,783</b>	<b>0</b>	<b>78,783</b>	<b>83,458</b>	<b>153,070</b>	<b>74,287</b>
<b>Operational Expenses</b>							
1055	Regional Mgr's Office - Community Facilities	221,571	21,507	243,078	200,723	313,151	70,073
2082	Rec Area - Lake Elphinstone - Glenden	33,478	23,715	57,193	41,080	69,865	12,672
2117	Public Conveniences - Glenden	26,135	6,739	32,874	22,124	37,308	4,435
2125	Parks, Gardens & Reserves - Glenden	302,279	2,628	304,907	311,933	549,130	244,222
2131	Recreation Facilities - Glenden	519	0	519	15,686	27,781	27,262
2143	Parks, Gardens & Reserves - Nebo	206,456	2,356	208,812	260,694	442,142	233,329
2169	Parks, Gardens & Reserves - Rural North	101	0	101	5,819	9,868	9,767
2203	Depreciation Expense - Park Furniture	304,416	0	304,416	298,725	512,100	207,684
2237	Recreation Facilities - Nebo	16,153	9,373	25,526	0	0	(25,526)
2613	Public Conveniences - Nebo	7,540	180	7,720	9,727	16,236	8,516
3179	Public Conveniences - Dysart	15,248	2,075	17,322	12,837	21,672	4,350
3181	Recreation Facilities - Dysart	102,566	1,841	104,407	146,255	249,449	145,043
3187	Parks, Gardens & Reserves - Dysart	240,887	59,549	300,436	255,786	443,701	143,265
3196	Sportsgrounds - East	4,211	0	4,211	0	0	(4,211)
3197	Recreation Facilities - St Lawrence	84,064	76,272	160,336	65,920	112,604	(47,732)
3198	Recreation Facilities - East	61,067	4,879	65,946	37,818	64,323	(1,622)
3224	Recreation Facilities - Middlemount	96,818	1,477	98,295	85,886	145,801	47,506
3230	Parks, Gardens & Reserves - Middlemount	313,615	9,900	323,516	314,521	543,453	219,938
3262	Parks, Gardens & Reserves - East	193,179	1,090	194,268	178,305	303,277	109,009
3622	Public Conveniences - Middlemount	17,149	1,080	18,229	17,950	30,174	11,945
3624	Public Conveniences - East	74,139	157,461	231,600	36,214	61,338	(170,262)
4162	Public Conveniences - Clermont	69,492	2,160	71,652	76,134	127,967	56,315
4164	Recreation Facilities - Clermont	86,713	16,224	102,937	95,028	160,358	57,421
4170	Parks, Gardens & Reserves - Clermont	482,680	7,307	489,987	475,289	805,769	315,782
4186	Parks, Gardens & Reserves - Moranbah	750,258	42,128	792,386	853,249	1,437,232	644,847
4610	Recreation Facilities - Moranbah	100,132	6,247	106,378	114,006	193,432	87,054
4611	Public Conveniences - Moranbah	55,823	9,505	65,329	71,785	121,930	56,601
		<b>3,866,686</b>	<b>465,693</b>	<b>4,332,379</b>	<b>4,003,494</b>	<b>6,800,061</b>	<b>2,467,682</b>
<b>Surplus/(Deficit)</b>		<b>(3,787,903)</b>	<b>(465,693)</b>	<b>(4,253,597)</b>	<b>(3,920,037)</b>	<b>(6,646,991)</b>	<b>(2,393,395)</b>
<b>Full Cost Recovery</b>							
2833	Corp O'Heads & NCP Costs - Parks, Gardens & Cemetrie	2,358,736	0	2,358,736	2,358,736	4,043,547	1,684,811
		<b>2,358,736</b>	<b>0</b>	<b>2,358,736</b>	<b>2,358,736</b>	<b>4,043,547</b>	<b>1,684,811</b>
<b>Operating Surplus/(Deficit) less Full Cost Recovery</b>		<b>(6,146,639)</b>	<b>(465,693)</b>	<b>(6,612,332)</b>	<b>(6,278,772)</b>	<b>(10,690,538)</b>	<b>(4,078,206)</b>

## GALILEE AND BOWEN BASIN OPERATIONS

### PREVIOUS MONTH'S ACHIEVEMENTS:

2023/24 CAPITAL WORKS PROGRAM STATUS		
Capital Works	Project Name/Description	Status Update
<b>CW243195</b>	REG Floodway's Construction Program	<ul style="list-style-type: none"> <li>Pioneer Road Completed, Craven Road and Laglan Road underway, expected completion February 2024.</li> </ul>
<b>CW243201</b>	Peak Downs Mine Rd Rehab Design Program	<ul style="list-style-type: none"> <li>Design progressing, Geotech in Feb, 15% design due late Feb</li> </ul>
<b>CW243193</b>	MBH Asphalt Renewal	<ul style="list-style-type: none"> <li>Works underway. Expected completion February 2024.</li> </ul>
<b>CW243199</b>	Pavement Rehabilitation	<ul style="list-style-type: none"> <li>Project Complete - awaiting final invoices from contractor.</li> </ul>
<b>CW243197</b>	REG Regional Reseals	<ul style="list-style-type: none"> <li>Works nearing completion. Minor linemarking remaining.</li> </ul>
<b>CW233121</b>	Golden Mile Road- Pavement Rehabilitation	<ul style="list-style-type: none"> <li>Works have commenced on site expected completion October 2024. Multi year project, \$1.0M included in long-term budget approvals for 2024-25</li> </ul>
<b>CW243194</b>	MBH Goonyella Road Intersection Upgrade	<ul style="list-style-type: none"> <li>Multiyear project. 2024 FY Design and possible award of tender - note design progressing with estimated completion in April. 2025 FY construction.</li> </ul>
<b>CW233068</b>	Dysart Clermont Road Upgrade - ROSI	<ul style="list-style-type: none"> <li>Project Funding Agreement Signed January 2024. Tender is currently under post tender negotiations, expected construction commencement date June 2024</li> </ul>
<b>CW243243</b>	Cooroora Creek Bridge Replacement	<ul style="list-style-type: none"> <li>Geotechnical Investigation RFQ closing February 2024, expected advertisement of Design and Construct tender in April 2024</li> </ul>
<b>CW233120</b>	Nebo Footpaths	<ul style="list-style-type: none"> <li>Works underway, expected completion February 2024. Contractor working well with the school to reduce impact for school drop off and pick up.</li> </ul>
<b>CW243190</b>	Rubyvale Road Floodway Replacement	<ul style="list-style-type: none"> <li>Design Brief being prepared. Project design only in 2024 FY. Separate PAG for construction to be submitted for consideration.</li> </ul>
<b>CW243192</b>	CORP Sports and Rec area lighting	<ul style="list-style-type: none"> <li>Tender currently under evaluation, project completion is expected to be 30/6/23.</li> </ul>

<b>CW243202</b>	MMT Nolan Drive – Drainage Design	<ul style="list-style-type: none"> <li>Design works nearing completion. Separate PAG for the 2025 FY to be submitted for consideration.</li> </ul>
<b>CW223048</b>	Peak Downs Mine Rd / Saraji Rd Inter	<ul style="list-style-type: none"> <li>Finalising of MOU variation for delivery to commence in April 2024.</li> </ul>
<b>CW243230</b>	MMT Skate Park Upgrade	<ul style="list-style-type: none"> <li>Lighting works awarded with expected completion May 2024.</li> </ul>

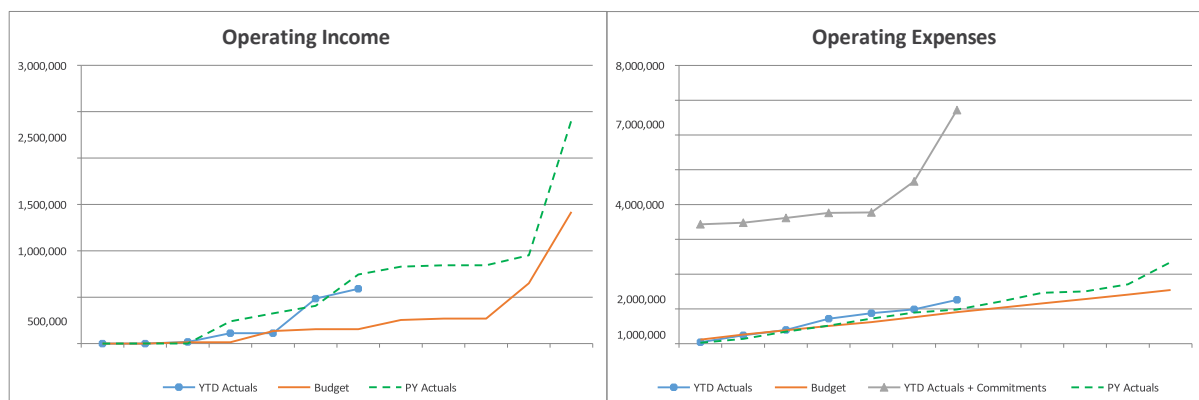
## Negotiation and Engagement

BHP	<ul style="list-style-type: none"> <li>Peak Downs Mine/Saraji Road Intersection</li> <li>Approval of Works Application to commence heavy vehicle cross over on Golden Mile Road</li> </ul>
Vitrinite	<ul style="list-style-type: none"> <li>Peak Downs Mine/Saraji Road Intersection</li> <li>Saraji Road Re-alignment</li> <li>Notifiable Road Use</li> </ul>
Pembroke	<ul style="list-style-type: none"> <li>Assessment of Management Plans</li> <li>Commencement of Maintenance Works</li> </ul>
North Queensland Minerals	<ul style="list-style-type: none"> <li>Establishment of waste gas processing facility and associated road impact assessments.</li> </ul>

## FINANCIAL:

### Operational Result from Period 1-7, 2024

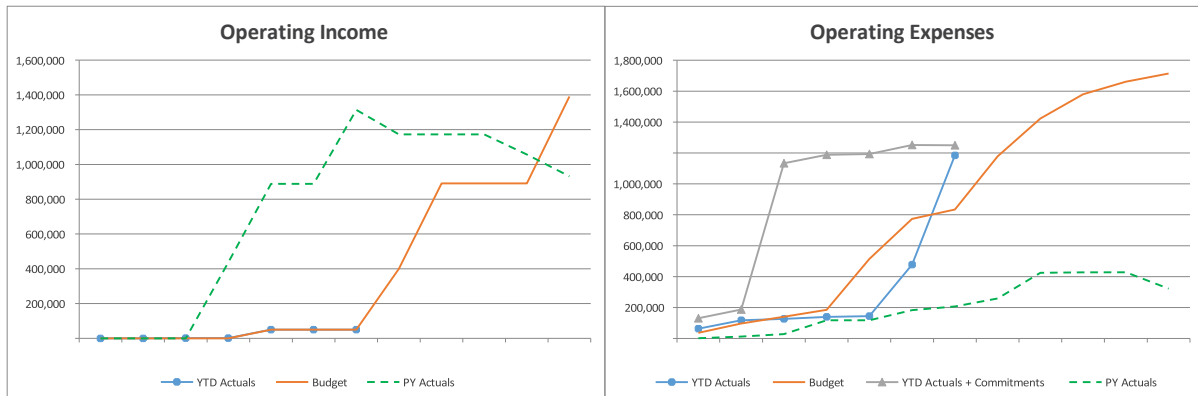
### BOWEN BASIN AND GALILEE OPERATIONS



- < Budget
- < 5% over Budget
- > 5% over Budget

Detail at M4 Level (Full Number)							
Cost Centre	Description	YTD Actuals	Commitments	YTD Actuals + Commitments	YTD Budget	Annual Revised Budget	Remaining Revised Budget
<b>Operational Income</b>							
1600	Galilee & Bowen Basin Operations - Recoverable Works	590,559	0	590,559	155,000	1,420,000	829,441 <span style="color: green;">●</span>
		<b>590,559</b>	<b>0</b>	<b>590,559</b>	<b>155,000</b>	<b>1,420,000</b>	<b>829,441</b>
<b>Operational Expenses</b>							
1252	Galilee & Bowen Basin Operations - Operational Work	82,939	11,901	94,840	1,496	2,509	(92,331) <span style="color: red;">●</span>
1600	Galilee & Bowen Basin Operations - Recoverable Works	1,176,170	5,443,410	6,619,579	904,845	1,540,815	(5,078,764) <span style="color: red;">●</span>
		<b>1,259,109</b>	<b>5,455,311</b>	<b>6,714,419</b>	<b>906,341</b>	<b>1,543,324</b>	<b>(5,171,095)</b>
	<b>Surplus/(Deficit)</b>	<b>(668,550)</b>	<b>(5,455,311)</b>	<b>(6,123,861)</b>	<b>(751,341)</b>	<b>(123,324)</b>	<b>6,000,537</b>
<b>Full Cost Recovery</b>							
1252	Galilee & Bowen Basin Operations - Operational Work	208,281	0	208,281	208,281	357,054	148,772 <span style="color: green;">●</span>
		<b>208,281</b>	<b>0</b>	<b>208,281</b>	<b>208,281</b>	<b>357,054</b>	<b>148,772</b>
	<b>Operating Surplus/(Deficit) less Full Cost Recovery</b>	<b>(876,831)</b>	<b>(5,455,311)</b>	<b>(6,332,142)</b>	<b>(959,622)</b>	<b>(480,378)</b>	<b>5,851,764</b>

## Operational Result from Period 1-7, 2024 CORPORATE FLOOD DAMAGE



- < Budget
- < 5% over Budget
- > 5% over Budget

Detail at M4 Level (Full Number)							
Cost Centre	Description	YTD Actuals	Commitments	YTD Actuals + Commitments	YTD Budget	Annual Revised Budget	Remaining Revised Budget
<b>Operational Income</b>							
1396	DRFA November 2021 Rain Event	50,099	0	50,099	50,000	1,390,811	1,340,712 <span style="color: orange;">●</span>
		<b>50,099</b>	<b>0</b>	<b>50,099</b>	<b>50,000</b>	<b>1,390,811</b>	<b>1,340,712</b>
<b>Operational Expenses</b>							
1301	Flood Damage Restoration	20,449	61,790	82,240	0	0	(82,240) <span style="color: red;">●</span>
1396	DRFA November 2021 Rain Event	1,163,618	3,770	1,167,388	834,263	1,713,924	546,536 <span style="color: red;">●</span>
		<b>1,184,067</b>	<b>65,560</b>	<b>1,249,627</b>	<b>834,263</b>	<b>1,713,924</b>	<b>464,297</b>
	<b>Surplus/(Deficit)</b>	<b>(1,133,968)</b>	<b>(65,560)</b>	<b>(1,199,528)</b>	<b>(784,263)</b>	<b>(323,113)</b>	<b>876,415</b>
<b>Full Cost Recovery</b>							
		<b>0</b>	<b>0</b>	<b>0</b>	<b>0</b>	<b>0</b>	<b>0</b>
	<b>Operating Surplus/(Deficit) less Full Cost Recovery</b>	<b>(1,133,968)</b>	<b>(65,560)</b>	<b>(1,199,528)</b>	<b>(784,263)</b>	<b>(323,113)</b>	<b>876,415</b>

## CORPORATE PROPERTIES AND FLEET

### WORKSHOP, PLANT AND FLEET

#### PREVIOUS MONTH'S ACHIEVEMENTS:

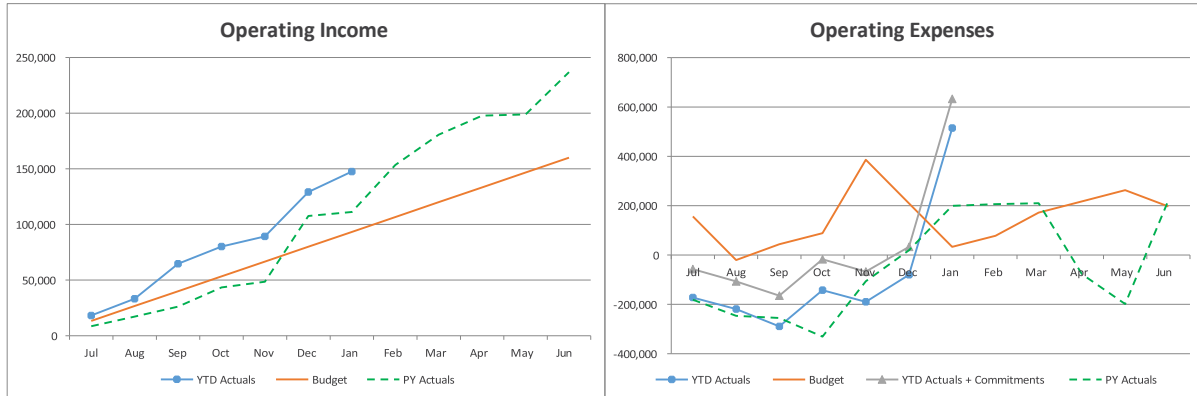
2023/24 CAPITAL WORKS PROGRAM STATUS		
Capital Works	Project Name/Description	Status Update
CW243218	Replace – 2 Attachments	<ul style="list-style-type: none"> <li>Decision to replace 1 attachment only. Completed. Rename project to Replace 1 attachment within this project</li> </ul>
CW243219	Replace – Grasscutter	<ul style="list-style-type: none"> <li>Awaiting final item, which is expected in early February</li> </ul>
CW243220	Replace – Trailers	<ul style="list-style-type: none"> <li>1 trailer delivered, 2 additional trailers on order (expected Jan / Feb)</li> </ul>
CW243221	Replace – 25 Passenger Vehicles	<ul style="list-style-type: none"> <li>9 vehicles remaining - ad hoc deliveries till 30/06/2024</li> </ul>
CW243222	Replace – 3 Trucks	<ul style="list-style-type: none"> <li>Due April 2024, consultation on build design complete.</li> </ul>
CW243223	Replace – Small Plant	<ul style="list-style-type: none"> <li>Completed</li> </ul>
CW243224	Replace – 3 x Earthmovers	<ul style="list-style-type: none"> <li>Completed</li> </ul>
CW243225	Replace – 6 x Forklifts	<ul style="list-style-type: none"> <li>Completed</li> </ul>
CW243226	Replace – 3 x Sprayer	<ul style="list-style-type: none"> <li>Decision to replace 1 sprayer only. Due to arrive in March.</li> </ul>

#### PREVIOUS MONTH'S ISSUE:

Moranbah Depot gate - parts are expected to arrive in Mackay next week and contractor will organise repairs once these have been received.



## Operational Result from Period 1-7, 2024 PLANT, FLEET AND WORKSHOPS



- < Budget
- < 5% over Budget
- > 5% over Budget

Detail at M4 Level (Full Number)							
Cost Centre	Description	YTD Actuals	Commitments	YTD Actuals + Commitments	YTD Budget	Annual Revised Budget	Remaining Revised Budget
<b>Operational Income</b>							
2502	Fleet Operations - North	1,409	0	1,409	0	0	(1,409) ●
3501	Fleet Operations - Dysart	2,329	0	2,329	0	0	(2,329) ●
3502	Fleet Operations - Middlemount	2,523	0	2,523	0	0	(2,523) ●
3503	Fleet Operations - East	5,742	0	5,742	0	0	(5,742) ●
4501	Fleet Operations - Clermon	2,282	0	2,282	0	0	(2,282) ●
4502	Fleet Operations - Moranbah	17,540	0	17,540	0	0	(17,540) ●
9253	Subsidy - Fuel Tax Credit - Isaac	115,706	0	115,706	93,333	160,000	44,294 ●
		<b>147,531</b>	<b>0</b>	<b>147,531</b>	<b>93,333</b>	<b>160,000</b>	<b>12,469</b>
<b>Operational Expenses</b>							
1062	Regional Manager - Fleet, Plant & Disaster Management	94,771	301	95,072	93,365	156,611	61,539 ●
1142	Plant & Fleet Manager - Isaac	299,915	0	299,915	320,112	535,623	235,708 ●
1501	Fleet Operations - Corporate	351,571	7,993	359,563	176,734	302,652	(56,911) ●
2031	Workshop - Nebo	27,228	843	28,071	72,712	122,544	94,473 ●
2120	Depot Expenses - Glenden	0	0	0	88	150	150 ●
2121	Workshop - Glenden	0	0	0	408	700	700 ●
2138	Depot Expenses - North	11,904	441	12,345	8,546	14,532	2,187 ●
2197	Depreciation Expense - Plant	2,161,789	0	2,161,789	1,477,230	2,532,395	370,606 ●
2501	Fleet Operations - Glenden	(71,207)	443	(70,764)	(47,786)	(78,401)	(7,637) ●
2502	Fleet Operations - North	(397,327)	9,270	(388,056)	(462,644)	(765,317)	(377,261) ●
2607	Depot Buildings, Work Camps - Glenden	21,337	316	21,653	19,678	36,488	14,835 ●
2608	Depot Buildings, Work Camps - North	33,636	1,035	34,671	27,448	48,695	14,024 ●
3184	Depot Expenses - Dysart	12,199	0	12,199	8,322	14,102	1,903 ●
3202	Depot Expenses - East	7,789	0	7,789	7,624	12,865	5,076 ●
3227	Depot Expenses - Middlemount	2,456	0	2,456	3,967	6,800	4,344 ●
3284	Workshop - St Lawrence	28,142	1,296	29,438	70,876	118,900	89,462 ●
3501	Fleet Operations - Dysart	(417,401)	12,650	(404,750)	(478,241)	(795,816)	(391,065) ●
3502	Fleet Operations - Middlemount	(178,604)	2,060	(176,544)	(207,464)	(345,702)	(169,159) ●
3503	Fleet Operations - East	(234,131)	14,567	(219,564)	(234,652)	(386,831)	(167,267) ●
3504	Fleet Operations - Rural East	(5,806)	287	(5,520)	(7,056)	(11,730)	(6,211) ●
3610	Depot Buildings - Middlemount	26,109	169	26,278	19,910	35,912	9,634 ●
3611	Depot Buildings, Work Camps - Dysart	23,472	4,885	28,357	21,268	37,559	9,202 ●
3612	Depot Buildings, Work Camps - East	37,086	2,154	39,240	26,643	46,550	7,310 ●
3613	Depot Buildings, Work Camps - Moranbah	17,835	4,808	22,643	23,614	42,816	20,172 ●
3626	Workshop - Middlemount	9,665	355	10,020	74,444	124,896	114,876 ●
4183	Depot Expenses - Moranbah	15,835	1,182	17,017	19,060	32,329	15,312 ●
4241	Depot Expenses - Clermont	31,788	596	32,384	13,162	22,330	(10,054) ●
4501	Fleet Operations - Clermon	(906,056)	38,678	(867,379)	(775,547)	(1,283,153)	(415,774) ●
4502	Fleet Operations - Moranbah	(597,974)	10,029	(587,945)	(632,466)	(1,046,231)	(458,286) ●
4606	Depot Buildings - Clermont	22,622	533	23,154	27,434	49,386	26,231 ●
7007	Workshop - Clermont (West)	35,412	3,151	38,563	193,744	325,949	287,386 ●
7008	Workshop - Moranbah (West)	50,282	100	50,382	172,329	289,440	239,058 ●
		<b>514,336</b>	<b>118,142</b>	<b>632,478</b>	<b>32,862</b>	<b>197,043</b>	<b>(435,435)</b>
	<b>Surplus/(Deficit)</b>	<b>(366,806)</b>	<b>(118,142)</b>	<b>(484,947)</b>	<b>60,472</b>	<b>(37,043)</b>	<b>447,904</b>
<b>Full Cost Recovery</b>							
2841	Corp O'Heads & NCP Costs - Plant, Fleet & Workshops	960,548	0	960,548	960,548	1,646,653	686,106 ●
		<b>960,548</b>	<b>0</b>	<b>960,548</b>	<b>960,548</b>	<b>1,646,653</b>	<b>686,106</b>
	<b>Operating Surplus/(Deficit) less Full Cost Recovery</b>	<b>(1,327,353)</b>	<b>(118,142)</b>	<b>(1,445,495)</b>	<b>(900,076)</b>	<b>(1,683,696)</b>	<b>(238,201)</b>

## CORPORATE PROPERTIES

### PREVIOUS MONTH'S ACHIEVEMENTS:

2021/22 CAPITAL WORKS PROGRAM CARRY FORWARDS		
Capital Works	Project Name/Description	Status Update
<b>CW223055</b>	Nebo QFRS & SES Sheds	<ul style="list-style-type: none"> <li>Works nearing completion. Land Purchase still ongoing with Native Title requirements. Finalising fencing, small area to be completed by trades team. Electrical contractor required to complete A/C and generator.</li> </ul>
2022/23 CAPITAL WORKS PROGRAM		
Capital Works	Project Name/Description	Status Update
<b>CW233095</b>	Depots – 5 Year Renewal Plan	<ul style="list-style-type: none"> <li>Completed. Remaining funds to transfer to 2024 works.</li> </ul>
<b>CW233103</b>	MBH – West Wing Grosvenor Complex Air Conditioning	<ul style="list-style-type: none"> <li>Awaiting delivery of purpose built air conditioner units for customer service area, library, etc. Still awaiting ETA from supplier.</li> </ul>
2023/24 CAPITAL WORKS PROGRAM		
Capital Works	Project Name/Description	Status Update
<b>CW243206</b>	CLM Admin security Pool Car Parking Area	<ul style="list-style-type: none"> <li>Project not to proceed this financial year due to emergent works required for Clermont Administration Building.</li> </ul>
<b>CW243207</b>	CORP – Depot Upgrades	<ul style="list-style-type: none"> <li>Annual project for Depot upgrades / renewals. Scope being developed in consultation with Fleet Manager.</li> </ul>
<b>CW243208</b>	CORP Residential Renewals	<ul style="list-style-type: none"> <li>STL completed. CLM works has commenced. Works in Dysart and Moranbah scheduled for later in the financial year.</li> </ul>
<b>CW243209</b>	CORP Admin Regional Proactive Works	<ul style="list-style-type: none"> <li>Partial Funds transferred to Clermont Administration rectification works. Remaining funds held while assessment of Nebo Administration Roof is done.</li> </ul>
<b>CW243210</b>	STL Admin Building Disabled Access	<ul style="list-style-type: none"> <li>These works now to be completed as part of the St Lawrence Hub project.</li> </ul>

<b>CW243211</b>	MMT Admin BLD Concrete Slab Subsidence	<ul style="list-style-type: none"> <li>Initial report received demonstrates further analysis required. Further assessment will be conducted this financial year prior to completion of scope development.</li> </ul>
<b>CW243212</b>	CORP – Fatigue Accommodation Upgrades	<ul style="list-style-type: none"> <li>Scope still in development.</li> </ul>
<b>CW243213</b>	MBH Convert Gas to Electric HW 17 Utah	<ul style="list-style-type: none"> <li>Project completed</li> </ul>
<b>CW243214</b>	NBO Depot Amenities Renewal	<ul style="list-style-type: none"> <li>Design to be finalised this financial year with construction expected in the 2025 financial year.</li> </ul>
<b>CW243215</b>	MBH Council Chambers Options Analysis	<ul style="list-style-type: none"> <li>Planning project. Initial engagement with key stakeholders undertaken, options for consideration being prepared.</li> </ul>

**FINANCIAL:**

**Operational Result**  
**from Period 1-7, 2024**  
**CORPORATE PROPERTIES AND FLEET**



# INFORMATION BULLETIN

- < Budget
- < 5% over Budget
- > 5% over Budget

Detail at M4 Level (Full Number)							
Cost Centre	Description	YTD Actuals	Commitments	YTD Actuals + Commitments	YTD Budget	Annual Revised Budget	Remaining Revised Budget
<b>Operational Income</b>							
2096	Community Housing - Nebo	207	0	207	0	0	(207) ●
3178	Council Employee Housing - Middlemount	19	0	19	0	0	(19) ●
4158	Council Employee Housing - Moranbah	639	0	639	0	0	(639) ●
4236	Affordable Housing - MBH Expenses	3,180	0	3,180	0	0	(3,180) ●
9040	Mac Services Commercial Tenancy Agreement	31,818	0	31,818	31,818	54,545	22,727 ●
9210	Housing - Community - Glenden	20,005	0	20,005	14,583	25,000	4,995 ●
9211	Housing - Council Employees - Glenden	19,675	0	19,675	18,667	32,000	12,325 ●
9244	Housing - Community - Isaac North	27,884	0	27,884	26,250	45,000	17,116 ●
9245	Housing - Council Employees - Isaac North	43,080	0	43,080	46,667	80,000	36,920 ●
9401	Accommodation - Council Dongas - Clermont	26,768	0	26,768	64,167	110,000	83,232 ●
9410	Accommodation - Council Dongas - Moranbah	4,915	0	4,915	0	0	(4,915) ●
9416	Rent - Aged Housing - Clermont	25,075	0	25,075	21,000	36,000	10,925 ●
9417	Rent - Council Employee Housing - Clermont	82,383	0	82,383	81,667	140,000	57,617 ●
9450	Rent - Affordable Housing - Moranbah	175,635	0	175,635	177,917	305,000	129,365 ●
9451	Rent - Other Properties - Moranbah	9,807	0	9,807	17,500	30,000	20,193 ●
9453	Rent - Council Employee Housing - Moranbah	295,603	0	295,603	233,333	400,000	104,397 ●
9616	Rent - Council Emp Housing - Dysart	20,251	0	20,251	20,417	35,000	14,749 ●
9675	Rent - Council Emp Housing - East	55,796	0	55,796	40,833	70,000	14,204 ●
9749	Rent - Council Employee Housing - Middlemount	56,096	0	56,096	40,833	70,000	13,904 ●
9839	Fatigue Management House Charges - St Lawrence	9,497	0	9,497	7,583	13,000	3,503 ●
9849	Fatigue Management House Charges - Dysart	8,765	0	8,765	4,083	7,000	(1,765) ●
9859	Fatigue Management House Charges - Moranbah	65,648	0	65,648	37,917	65,000	(648) ●
9894	Rent - Council Housing - Private - East	1,842	0	1,842	0	0	(1,842) ●
9903	Rent - Council Dongas - East	69,056	0	69,056	46,667	80,000	10,944 ●
9949	Rental Donga Nebo	9,411	0	9,411	5,833	10,000	589 ●
		<b>1,063,057</b>	<b>0</b>	<b>1,063,057</b>	<b>937,735</b>	<b>1,607,545</b>	<b>544,488</b>
<b>Operational Expenses</b>							
1061	Corporate Properties Manager	786,972	29,824	816,797	777,494	1,286,764	469,967 ●
1216	Tenancy & Leasing - Corporate	99,506	0	99,506	125,214	213,251	113,745 ●
1236	Community Housing - Dysart	0	0	0	3,500	6,000	6,000 ●
2066	Community Housing - Glenden	2,250	0	2,250	6,573	10,639	8,389 ●
2096	Community Housing - Nebo	11,722	4,226	15,948	6,475	12,500	(3,448) ●
2109	Council Employee Housing - Glenden	72,390	594	72,984	27,907	52,167	(20,817) ●
2114	Council Employee Housing - Nebo	84,326	7,580	91,906	42,294	78,076	(13,831) ●
2190	Depreciation Land & Improvements	593,859	0	593,859	547,108	937,900	344,041 ●
2196	Depreciation Expense - Building & Other Structures	641,789	0	641,789	856,042	1,467,500	825,711 ●
2199	Depreciation Expense - Office Furniture	28,702	0	28,702	29,034	49,773	21,071 ●
2204	Administration Office - Nebo	27,415	4,049	31,464	29,820	51,613	20,149 ●
2230	Fatigue Management House - Glenden	5,474	240	5,714	2,479	4,250	(1,464) ●
2605	Admin Building - Glenden	13,833	135	13,968	31,560	53,156	39,188 ●
2606	Admin Office Maintenance - Nebo	21,021	0	21,021	11,399	20,598	(422) ●
3162	Council Employee Housing - Dysart	81,431	27,836	109,267	55,215	87,825	(21,442) ●
3171	Council Employee Housing - East	52,545	11,743	64,288	21,670	42,080	(22,208) ●
3178	Council Employee Housing - Middlemount	100,000	980	100,980	65,202	101,651	671 ●
3275	Fatigue Management House - St Lawrence	9,075	1,228	10,303	0	0	(10,303) ●
3276	Fatigue Management House - Middlemount	12,978	0	12,978	583	1,000	(11,978) ●
3278	Council Dongas - Dysart	90	0	90	2,500	2,500	2,410 ●
3279	Council Dongas - St Lawrence	4,852	2,348	7,201	6,125	10,750	3,550 ●
3280	QR Camp Dongas - St Lawrence	29,165	1,365	30,529	26,811	49,061	18,532 ●
3281	Council Dongas - Middlemount	1,622	500	2,122	34,433	57,846	55,724 ●
3607	Admin Building - Middlemount	23,256	1,423	24,679	28,826	51,441	26,761 ●
3608	Admin Building - Dysart	16,687	11,328	28,016	14,400	26,400	(1,616) ●
3609	Admin Office Maintenance - St Lawrence	26,126	2,650	28,776	37,490	66,041	37,265 ●
4074	Aged Housing - Clermont	8,529	618	9,147	7,417	13,500	4,353 ●
4124	Community Housing - Moranbah	11,680	5,592	17,272	17,192	26,999	9,727 ●
4150	Council Employee Housing - Clermont	56,174	1,214	57,388	49,560	92,305	34,918 ●
4158	Council Employee Housing - Moranbah	264,308	28,928	293,236	175,110	333,224	39,988 ●
4201	Council Dongas - Moranbah	4,315	8,280	12,595	7,000	12,000	(595) ●
4203	Council Dongas - Clermont	41,812	91	41,903	47,620	80,531	38,627 ●
4236	Affordable Housing - MBH Expenses	20,380	1,224	21,604	4,800	8,300	(13,304) ●
4247	Fatigue Management House - Moranbah	36,895	2,209	39,103	22,554	40,176	1,073 ●
4256	Administration Office - Moranbah	175,919	9,606	185,525	140,311	248,976	63,451 ●
4257	MBH Admin (ELT/Customer Service area/Council Chambe	12,977	0	12,977	13,625	26,500	13,523 ●
4605	Admin Office Maintenance - Clermont	156,648	47,653	204,300	80,502	144,386	(59,914) ●
9451	Rent - Other Properties - Moranbah	1,164	0	1,164	600	1,200	36 ●
		<b>3,537,886</b>	<b>213,462</b>	<b>3,751,349</b>	<b>3,356,445</b>	<b>5,768,877</b>	<b>2,017,529</b>
<b>Surplus/(Deficit)</b>		<b>(2,474,829)</b>	<b>(213,462)</b>	<b>(2,688,292)</b>	<b>(2,418,710)</b>	<b>(4,161,332)</b>	<b>(1,473,041)</b>
<b>Full Cost Recovery</b>							
2825	Corp O'Heads & NCP Costs - Housing & Facilities	(840,758)	0	(840,758)	(840,758)	(1,441,299)	(600,541) ●
		<b>(840,758)</b>	<b>0</b>	<b>(840,758)</b>	<b>(840,758)</b>	<b>(1,441,299)</b>	<b>(600,541)</b>
<b>Operating Surplus/(Deficit) less Full Cost Recovery</b>		<b>(1,634,071)</b>	<b>(213,462)</b>	<b>(1,847,534)</b>	<b>(1,577,952)</b>	<b>(2,720,033)</b>	<b>(872,499)</b>

## INFRASTRUCTURE PLANNING AND TECHNICAL SERVICES

### PREVIOUS MONTH'S ACHIEVEMENTS:

2020/21 CAPITAL WORKS PROGRAM CARRY FORWARDS		
Capital Works #	Project Name/Description	Status Update
<b>CW212913</b>	Clermont Cycle Network	<ul style="list-style-type: none"> <li>Works to be programmed for April/May 2024</li> </ul>
	Moranbah Road Investment Strategy	<ul style="list-style-type: none"> <li>Draft strategy received and under review</li> </ul>
2021/22 CAPITAL WORKS PROGRAM CARRY FORWARDS		
Capital Works #	Project Name/Description	Status Update
<b>CW223015</b>	Bully Creek Bridge redesign	<ul style="list-style-type: none"> <li>DA approved by DAF.</li> </ul>
2023/24 CAPITAL WORKS PROGRAM		
Capital Works #	Project Name/Description	Status Update
<b>CW243200</b>	Rural Construction Water Points	<ul style="list-style-type: none"> <li>Landholder has advised that they are not going to proceed with an easement over the Khartoum dam. Other options to be explored.</li> </ul>
<b>CW243200</b>	Federation Walk to Airport	<ul style="list-style-type: none"> <li>Development of 24/25 Capital Works PAG in progress</li> </ul>

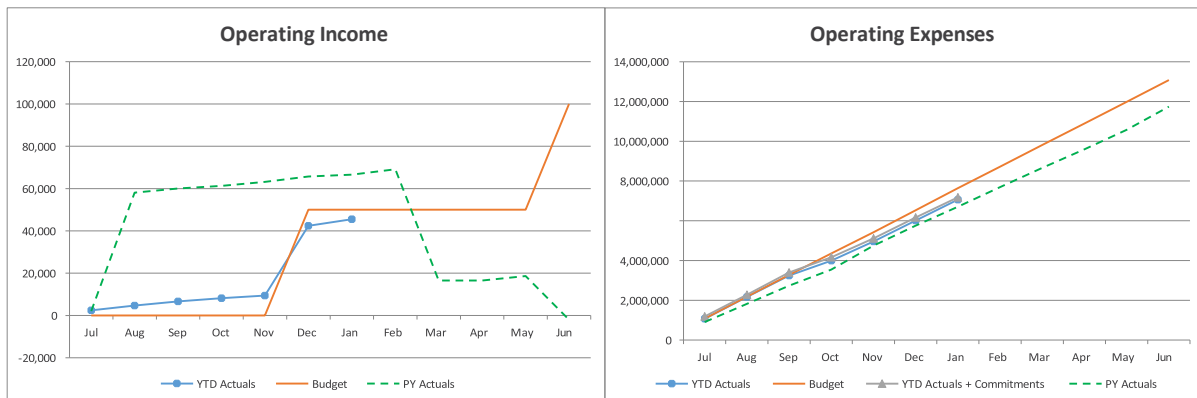
### IPTS ACTIVITIES COMPLETED

Description	Activity	Outcome
Development Applications	Inputs in assessment of Development Applications	<ul style="list-style-type: none"> <li>Received new – 3</li> <li>Issued - 3</li> <li>Current outstanding - 0</li> </ul>
Traffic Monitoring	Install traffic counters	<ul style="list-style-type: none"> <li>Total Counters – 29</li> <li>Installed at site – 26</li> <li>End of life – 3</li> </ul>
Permits	Works on Road Corridor	<ul style="list-style-type: none"> <li>Received new – 9</li> <li>Issued – 7</li> <li>Withdrawn/Not required - 0</li> <li>Current Outstanding – 2</li> </ul>
	Works on Road Corridor – IRC	<ul style="list-style-type: none"> <li>Received new – 0</li> <li>Issued – 0</li> <li>Current Outstanding - 0</li> </ul>
	Land Access Activity	<ul style="list-style-type: none"> <li>Received new – 5</li> <li>Issued – 4</li> </ul>

		<ul style="list-style-type: none"> <li>• Current Outstanding - 1</li> </ul>
	Driveway/Crossover	<ul style="list-style-type: none"> <li>• Received – 0</li> <li>• Issued - 0</li> <li>• Current Outstanding - 0</li> </ul>
	Installation of Grid	<ul style="list-style-type: none"> <li>• Received - 0</li> <li>• Issued – 0</li> <li>• Current Outstanding – 0</li> </ul>
	Conditionally Registered Vehicle Permit	<ul style="list-style-type: none"> <li>• Received new – 0</li> <li>• Issued – 0</li> <li>• Current Outstanding – 0</li> </ul>

## Operational Result from Period 1-7, 2024

### INFRASTRUCTURE PLANNING AND TECHNICAL SERVICES



- < Budget
- < 5% over Budget
- > 5% over Budget

Detail at M4 Level (Full Number)							
Cost Centre	Description	YTD Actuals	Commitments	YTD Actuals + Commitments	YTD Budget	Annual Revised Budget	Remaining Revised Budget
<b>Operational Income</b>							
1072	Regional Manager's Office - Technical Support	45,507	0	45,507	50,000	100,000	54,493 <span style="color: red;">●</span>
		<b>45,507</b>	<b>0</b>	<b>45,507</b>	<b>50,000</b>	<b>100,000</b>	<b>54,493</b>
<b>Operational Expenses</b>							
1072	Regional Manager's Office - Technical Support	742,771	115,814	858,585	726,252	1,232,282	373,697 <span style="color: orange;">●</span>
2157	Depreciation Expense - Roads & Drainage	6,320,906	0	6,320,906	6,911,392	11,848,100	5,527,194 <span style="color: green;">●</span>
		<b>7,063,676</b>	<b>115,814</b>	<b>7,179,490</b>	<b>7,637,643</b>	<b>13,080,382</b>	<b>5,900,892</b>
	<b>Surplus/(Deficit)</b>	<b>(7,018,169)</b>	<b>(115,814)</b>	<b>(7,133,983)</b>	<b>(7,587,643)</b>	<b>(12,980,382)</b>	<b>(5,846,399)</b>
<b>Full Cost Recovery</b>							
2832	Corp O'Heads & NCP Costs - Roads & Urban Services	389,542	0	389,542	389,542	667,787	278,244 <span style="color: green;">●</span>
		<b>389,542</b>	<b>0</b>	<b>389,542</b>	<b>389,542</b>	<b>667,787</b>	<b>278,244</b>
	<b>Operating Surplus/(Deficit) less Full Cost Recovery</b>	<b>(7,407,711)</b>	<b>(115,814)</b>	<b>(7,523,525)</b>	<b>(7,977,185)</b>	<b>(13,648,169)</b>	<b>(6,124,643)</b>



**Report authorised by:**  
ROBERT PERNA  
**Director Engineering and Infrastructure**  
  
Date: 8 February 2024

## ATTACHMENTS

- Nil