

## CONTRACTOR WORKER - ACCESS FOR ONLINE INDUCTION

This guide allows contractor workers to access and complete the Isaac Regional Council Online Induction. The induction comes in two parts, a video and an assessment, and takes approximately 30 minutes.

1. To complete the Induction, open the link below and add your unique identifier and date of birth to log in.

<https://isaacsmart.luciditysoftware.com.au/home/login/competency>

SMART Training & Records

Add your unique identifier and date of birth.

Payroll Number or Unique Identifier

OR

Log in with domain credentials?

Log in with non-domain credentials

Click Log In

Log in

Switch Module ▾

2. Click **'Start training'** located at the right of the competency

SMART Training & Records

Training & Records ▾ My Training Actions

Online Training

My Tickets

Training History

My Online Training

Viewing 1 - 1 of 1

Competency

Induction IRC - Contractor (Online)

▶ Start Training

3. Click **'START'** and **'VIEW'** to watch the video.

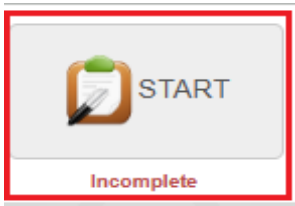
▶ START

Not Started

VIEW

Incomplete

- When you finish the video, close the window to take you back to the assessment.
- Start the assessment

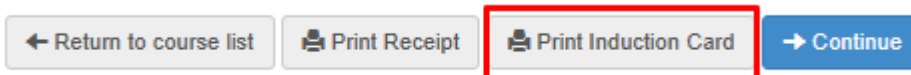


- When you finish the assessment, tick the box, and submit the declaration.

By ticking this box I am declaring

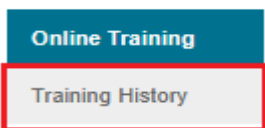
[Submit Declaration](#) [Cancel](#)

- You must **print and sign your induction card**, which must be carried with you when attending Isaac Regional Council Sites.



### Hint

If you misplace your Induction card, log in using the credentials in step 1.  
Click the '**Training History**' tab and select '**Actions**' at the right to reprint your card.



Viewing 1 - 2 of 2

Competency	Issue date	Expiry date	Description			
Induction IRC - Contractor (Online)	06/01/2023	06/01/2025	Contractor Inductions	<a href="#">Print receipt</a>	<a href="#">Show Course</a>	<a href="#">Actions</a>

If you require assistance, please contact your company contractor representative.